

**KEY PLAN**

② - ③ DENOTES SHEET NUMBER REFERENCE

REF: 3936BE38

VERSION: 1 (22.06.2022)

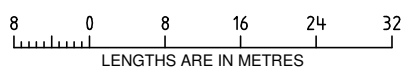


**CRA SURVEY PTY LTD**

LAND SURVEYORS TOWN PLANNERS  
DEVELOPMENT CONSULTANTS

7A/346 Belmore Road office@crsurvey.com.au  
Balwyn Vic 3103 Tel: 03 9890 0933

SCALE  
1 : 800



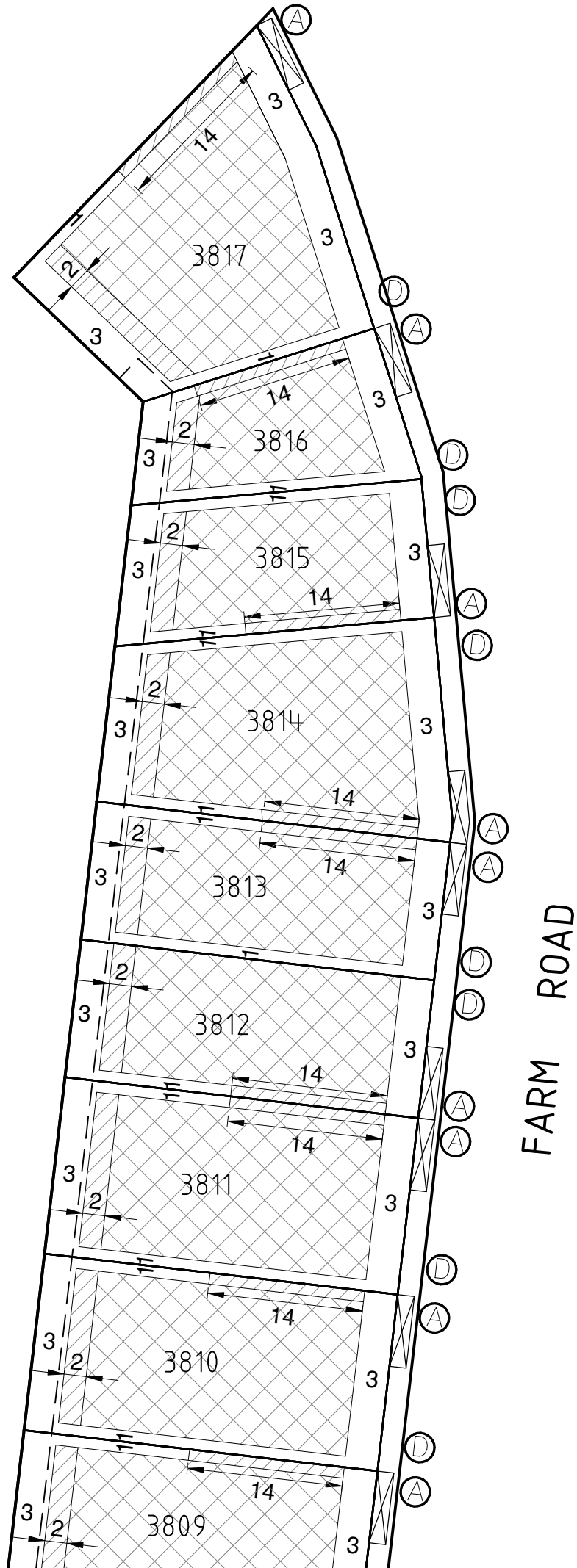
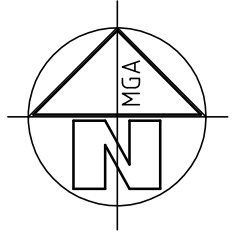
ORIGINAL SHEET  
SIZE: A3

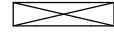




SHEET 1 OF 4



**DEVELOPMENT  
VICTORIA**

**RIVERWALK RELEASE 38  
BUILDING ENVELOPE PLAN**



-  DESIGNATED VEHICLE CROSSOVER TO LOT (NO OTHER VEHICULAR ACCESS POINT IS PERMITTED TO A LOT, EXCEPT WITH THE APPROVAL OF DEVELOPMENT VICTORIA AND WYNDHAM CITY COUNCIL)
-  BUILDING ENVELOPE (GROUND FLOOR)
-  BUILDING ENVELOPE (FIRST FLOOR)
-  2 OR 2.5 METRE WIDE EASEMENT
- 3801** LOT NUMBER
- 2** SETBACK MINIMUM REQUIRED (IF NONE SHOWN, A BUILDING CAN BE CONSTRUCTED ON THE BOUNDARY PROVIDED THAT THE BUILDING HEIGHT AND LENGTH REQUIREMENTS ARE MET)
-  BUILDING ENVELOPE BOUNDARY PROFILE TYPE

REF: 3936BE38

VERSION: 1 (22.06.2022)

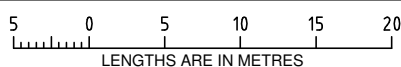


**CRA SURVEY PTY LTD**

LAND SURVEYORS TOWN PLANNERS  
DEVELOPMENT CONSULTANTS

7A/346 Belmore Road office@crsurvey.com.au  
Balwyn Vic 3103 Tel: 03 9890 0933

SCALE  
1 : 500

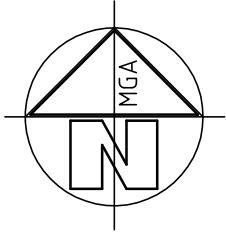
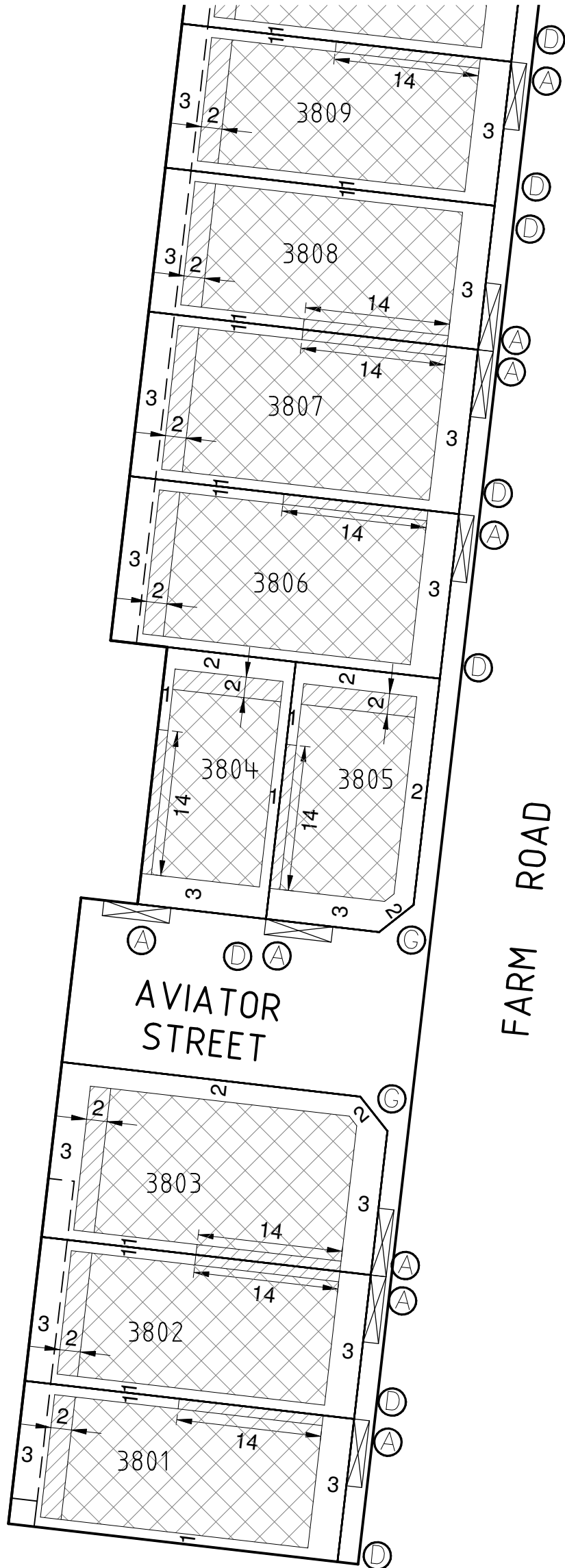


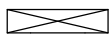


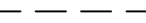

ORIGINAL SHEET  
SIZE: A3

SHEET 2 OF 4



**RIVERWALK RELEASE 38  
BUILDING ENVELOPE PLAN**



-  DESIGNATED VEHICLE CROSSOVER TO LOT (NO OTHER VEHICULAR ACCESS POINT IS PERMITTED TO A LOT, EXCEPT WITH THE APPROVAL OF DEVELOPMENT VICTORIA AND WYNDHAM CITY COUNCIL)
-  BUILDING ENVELOPE (GROUND FLOOR)
-  BUILDING ENVELOPE (FIRST FLOOR)
-  2 OR 2.5 METRE WIDE EASEMENT
- 3801** LOT NUMBER
- 2** SETBACK MINIMUM REQUIRED (IF NONE SHOWN, A BUILDING CAN BE CONSTRUCTED ON THE BOUNDARY PROVIDED THAT THE BUILDING HEIGHT AND LENGTH REQUIREMENTS ARE MET)
-  BUILDING ENVELOPE BOUNDARY PROFILE TYPE



